

QWIZDOM Q7 PRESENTER TABLET

Send: Press to submit Session ID and pose spontaneous questions.

Menu: View menu options: Enter Session ID, Brightness, Contrast, Battery Info, and Version.

Scroll: Use to scroll through menu choices or navigate in presentations.

Enter: Submit commands from LCD menu choices, or press to advance through presentations step by step.

***General Application Functions:** Launch programs, open files, and copy/paste (see back for details).

Volume Controls

Number Inputs: Press to select numeric answers for spontaneous questions.

Answer Inputs:

Press to select Yes/No, True/False, Multiple Choice, or Rating Scale answers for spontaneous questions.

***Presentation Controls:** Play video/sound clips, randomly call on participants, view help requests, insert question slides, re-pose questions, and more (see back for details).

Backlight: Turn the LCD screen's backlight on and off.

Power: On/Off

Clear: Press to delete Session ID or text input on LCD screen.

Back: Press to return to previous screen.











***Media Tools:** Draw, mark up, and add images to your presentation (see back for details).

***Function Tools:** Change tablet mode: *Select/Deselect, Mouse, Keyboard, and Function* (see back for details).











Below are the generic icon descriptions. Please see user guide at www.qwizdom.com for details.





Presentation Controls

-  Media Control
-  Pick Participant
-  Show Presentation
-  Help Requests
-  Insert Slide
-  Re-pose Question Slide
-  Add Time
-  Stop Pose Question
-  Private Graph
-  Public Graph








Application Functions

-  Open Application
-  New Item
-  Open Files
-  Copy
-  Paste
-  Undo
-  Redo
-  Delete

Functions

-  Select / Deselect
-  Mouse Mode: Standard / Absolute position
-  Keyboard Mode: Text Input / Virtual Keyboard
-  Function Tool: Lock / Unlock functions for freehand; access user-defined list of functions.

Media Tools

-  Pen
-  Highlighter
-  Line
-  Text
-  Import Media
-  Window Shade
-  Laser Pointer